

APPENDIX

Resources

ORGANIZATIONS

American Council of Snowmobile Associations (ACSA) 271 Woodland Pass, Suite 216, East Lansing, Michigan 48823; 517-351-4362. www.snowmobilers.org

American Heart Association - National Center, 7272 Greenville Avenue, Dallas, Texas 75231; 800-242-8721. www.americanheart.org

American Red Cross - Health & Safety Services, 2025 E Street, NW Washington, DC 20006; 202-303-4498. www.redcross.org

Canadian Council of Snowmobile Organizations (CCSO) 129 Berkley Drive, Riverview, New Brunswick E1B 2L4; 506-387-8960. www.ccsso-ccom.ca

Canadian Red Cross 170 Metcalfe Street, Suite 300, Ottawa, Ontario K2P 2P2; 613-740-1900. www.redcross.ca

International Snowmobile Manufacturers Association (ISMA) 1640 Haslett Road, Suite 170, Haslett, Michigan 48840; 517-339-7788. www.snowmobile.org

Outdoor Empire Publishing Company 424 N. 130th Street, P.O. Box 1900, Seattle, WA 98109; 206-624-3845. www.outdoorempire.com

Tread Lightly! 298 24th Street, Suite 325, Ogden, UT 844011; 800-966-9900. www.treadlightly.org

EDUCATIONAL MATERIALS

A Guide to Responsible Snowmobiling A 24-page guide to your snowmobiling adventures including helpful tips for planning a trip, safety on the trail, negotiating terrain, maintenance, low impact principles, and minimum impact camping tips for enjoying your trip. Available from Tread Lightly! - \$0.75.

Expect the Unexpected Video that demonstrates potential hazards that could occur on a snowmobile outing. It discusses how proper planning can prevent, or at least lessen, the chances of problems while on the trail. Created by the International Association of Snowmobile Administrators. (11 min) Available from Outdoor Empire Publishing Company - \$15.95.

Appendix

Know Before You Go The basics of staying alive in avalanche terrain DVD that teaches how to recognize and avoid dangerous avalanche conditions. available from the Utah Avalanche Center, 2242 West North Temple, Salt Lake City Utah 84116, 801-231-2170.

Riding Safely in Avalanche Country Video that teaches how to recognize and avoid dangerous avalanche conditions. Available from Friends of the Sun Valley Avalanche Center, PO Box 819, Ketchum, Idaho 83340, svavctr@sunvalley.net

Rules of the Snow Video with expert advice about avalanches, riding on ice, wildlife, helicopter rescue, rules of the road, and safe riding tips. (50 minutes) Available from SAVA Film, PO Box 836, Wilson, Wyoming 83014, 307-739-2256. www.savafilm.com

Safe Riders! Snowmobile Safety Awareness Program Web based snowmobile safety education information created by the International Association of Snowmobile Administrators. Available at www.snowmobilers.org

Safe Riders! Snowmobile Safety Materials Snowmobile safety education information and video created by the International Snowmobile Manufacturers Association. Available at www.snowmobile.org

Snowmobile Courtesy & Ethics Video to learn how ethical snowmobiling means being a courteous, responsible, and safe operator. It is an ideal tool to help promote good relations with landowners, multi-trail users, and wildlife. It explains ways to preserve the environment and prevent needless property damage and accidents. Created by the International Association of Snowmobile Administrators. (10 min) Available from Outdoor Empire Publishing Company - \$15.95.

Snowmobile Safety and Snowmobile Operation Two short videos that introduce the sport of snowmobiling and detail operating techniques on a variety of terrain under ever-changing snow conditions. It includes fuel saving tips, pre-start check, riding positions, defensive driving skills, and night operation. Ideal for new operators. Created by the International Association of Snowmobile Administrators. (8 min) Available from Outdoor Empire Publishing Company - \$15.95.

Snowmobile Safety and You A colorful 48-page text/workbook for snowmobilers of all ages and experience levels, illustrated and with activity pages. It covers snowmobile operating skills, maintenance and emergency repairs, rules of the road, and sign recognition, along with conservation, winter survival, and other essential topics. Available from Outdoor Empire Publishing Company - \$3.00.

Tracks of Winter Video for a get out and get away introduction to the safe exploration of the winter outdoors. Great entertainment for groups and promotional events. Created by the International Association of Snowmobile Administrators. (27 min) Available from Outdoor Empire Publishing Company - \$17.95.

References

Renting Personal Watercraft Successfully; United States Coast Guard and the National Recreation and Park Association. 2001.

Safe Riders! You Make Snowmobiling Safe; International Snowmobile Manufacturers Association. 2005.

PhotoCredits

Page Description Credit

	Cover	Touring snowmobiles. <i>Arctic Cat</i>
2		Rental snowmobile fleet; The Line Shack, Dubois, WY. <i>Kim Raap</i>
13		Snowmobile guide; Yellowstone National Park, WY. <i>National Park Service</i>
15		Family snowmobile outing. <i>Arctic Cat</i>
17		Snowmobile guide; Yellowstone National Park, WY. <i>National Park Service</i>
22		Snowmobile operation orientation. <i>ISMA</i>
26		Trail riding snowmobiles. <i>Polaris</i>
28		Snowmobile guide; Yellowstone National Park, WY. <i>National Park Service</i>
29		Rental snowmobile fleet; Munising Snowmobile Rentals, Munising, MI. <i>Kim Raap</i>
30		Snowmobile groomer collision. <i>New Hampshire Bureau of Trails</i>
31		The use of hand signals. <i>ISMA</i>
32-T		Manufacturer's safety warning labels. <i>Scott Carbonneau</i>
32-B		Be prepared for sun and weather with proper clothing and eye protection. <i>ISMA</i>
33		Trail riding snowmobiles. <i>Bombardier</i>
45		Snowmobile controls. <i>ISMA</i>
46		Using a customer orientation checklist. <i>ISMA</i>
51		Trail riding snowmobilers. <i>ISMA</i>
52		Refueling snowmobiles. <i>Kim Raap</i>
55		Trail riding group; Continental Divide Snowmobile Trail, WY. <i>Kim Raap</i>
60-L		Cross-country skier; Yellowstone National Park, WY. <i>National Park Service</i>
60-R		Dog sled and snowmobiler; Continental Divide Snowmobile Trail, WY. <i>Kim Raap</i>
62		Dressing and rider preparation. <i>ISMA</i>
66		Wintering elk; Yellowstone National Park, WY. <i>National Park Service</i>
71		Four-stroke snowmobile. <i>Kim Raap</i>
73		Snowmobile track and under-carriage. <i>ISMA</i>
74		Trail riding snowmobiles. <i>Polaris</i>
98		Rental snowmobile fleet; The Line Shack, Dubois, WY. <i>Kim Raap</i>
113		The use of hand signals. <i>ISMA</i>

IASA Snowmobile Rental Survey

CONDUCTED BY TRAIL WORK CONSULTING - RESULTS AS OF 2/21/05

STATE/ PROVINCE	REQUIRES COMMERCIAL SNOWMOBILE GUIDES TO BE CERTIFIED	REQUIRES SPECIFIC EDUCATION OR CERTIFICATION FOR INDIVIDUAL WHO RENT SNOWMOBILES	ALLOWS RENTAL BUSINESSES TO ISSUE TEMPORARY SNOWMOBILE SAFETY	SPECIAL RESTRICTIONS THAT APPLY TO SNOWMOBILE RENTAL OPERATORS OR RENTAL SNOWMOBILES
Alaska				No Response
Alberta	No	Yes, must have a driver's license and insurance documentation.	No	All snowmobile rental operators must be at least 18 years of age and have a driver's license. The renter/operator must carry proof of liability insurance. The signed rental agreement must be carried with the snowmobile operator.
British Columbia				No Response
California				No Response
Colorado	No	No	No	The snowmobile must be registered with the state and must meet all safety equipment requirements (lights and working brakes).
Idaho	No	No	No	All rental snowmobiles must display a rental snowmobile registration.
Illinois	No	No	No	None
Indiana	No	No	No	Snowmobile operator must hold a valid driver's license when operating on public highway.
Iowa				No Response

IASA Snowmobile Rental Survey

STATE/ PROVINCE	REQUIRES COMMERCIAL SNOWMOBILE GUIDES TO BE CERTIFIED	REQUIRES SPECIFIC EDUCATION OR CERTIFICATION FOR INDIVIDUAL WHO RENT SNOWMOBILES	ALLOWS RENTAL BUSINESSES TO ISSUE TEMPORARY SNOWMOBILE SAFETY	SPECIAL RESTRICTIONS THAT APPLY TO SNOWMOBILE RENTAL OPERATORS OR RENTAL SNOWMOBILES
Maine	Yes, guides for any purpose must be licensed with the state as a Recreations Guide.	Yes, rental companies must purchase a 'Rental Agents Certificate', register each snowmobile in Maine, and instruct each person who rents how to operate the snowmobile safely, including hand signals.	Yes, must train renter how to use brakes, throttle, kill switch and hand signals.	None
Manitoba				No Response
Massachusetts	No	No	No	None
Michigan	Yes, but only if it is a commercial use on state land.	No	No	The rental company must carry a minimum of 204K/40K/10K liability insurance.
Minnesota	No	No	No	None
Montana	No	No	No	None
Nebraska	No	No	No	None
New Brunswick				No Response
Newfoundland				No Response
New Hampshire	No	No	No	Requires a Rental specific snowmobile registration; renter/operator must sign an acknowledgement that educational material prepared by the department has been read and is understood.
New York	No	No	No	None
North Dakota	No	No	No	None

IASA Snowmobile Rental Survey

STATE/ PROVINCE	REQUIRES COMMERCIAL SNOWMOBILE GUIDES TO BE CERTIFIED	REQUIRES SPECIFIC EDUCATION OR CERTIFICATION FOR INDIVIDUAL WHO RENT SNOWMOBILES	ALLOWS RENTAL BUSINESSES TO ISSUE TEMPORARY SNOWMOBILE SAFETY	SPECIAL RESTRICTIONS THAT APPLY TO SNOWMOBILE RENTAL OPERATORS OR RENTAL SNOWMOBILES
Nova Scotia	No	No	No	None
Ohio				No Response
Ontario	No	Yes, must have an automobile driver's license or a motorized snow vehicle driver's license (typically for 12 years of age and older until car license is earned.	No	Every snowmobile must carry proof of liability insurance; all snowmobilers required to wear a helmet.
Oregon	No	No	No	Everyone (rental operator or otherwise) must have either a valid driver's license or a snowmobile safety certificate to operate a snowmobile.
Pennsylvania	Yes, commercial companies operating on State Forest land must have a Commercial Activist Agreement	No	No	Rental snowmobiles must be conspicuously marked with the word 'RENTAL' on both sides of the snowmobiles; a guide must accompany each party of renters with no more than 10 rented snowmobiles per guide or group; the rental company must maintain a record of all rentals for one year; and the rental company must carry liability insurance.
Prince Edward Island	No	No	No	Currently no snowmobile rentals in the province due to the increased cost of insurance; when rentals were previously available, the operator was required to be 18 or older and have a valid driver's license.

IASA Snowmobile Rental Survey

STATE/ PROVINCE	REQUIRES COMMERCIAL SNOWMOBILE GUIDES TO BE CERTIFIED	REQUIRES SPECIFIC EDUCATION OR CERTIFICATION FOR INDIVIDUAL WHO RENT SNOWMOBILES	ALLOWS RENTAL BUSINESSES TO ISSUE TEMPORARY SNOWMOBILE SAFETY	SPECIAL RESTRICTIONS THAT APPLY TO SNOWMOBILE RENTAL OPERATORS OR RENTAL SNOWMOBILES
Quebec	No	No	No	Snowmobile renter/operator must hold a valid driver's license and be at least 21 years of age. Rental agreement must be carried on the rental unit and contain the rental unit's number and the period of time for which the unit is rented; and a copy must be carried by the operator on the rental snowmobile as well as be kept on file at the rental business location. Rental company must carry a minimum of \$1 million liability insurance.
Saskatchewan				No Response
South Dakota	No	No	No	State law requires that a person who engages in the business of renting snowmobiles to another shall maintain rental snowmobile in safe condition.
Utah	No	No	No	Age 8-16 must have safety certification or a driver's license.
Vermont	Yes, guides must be a certified snowmobile safety instructor in order to guide persons that are not holding snowmobile safety certificates.	No, although all persons born after July 1 1983 must pass an approved snowmobile safety certification course to operate on the statewide snowmobile trails system.	No, although rental businesses are asked to supply a condensed safety presentation before allowing any person to operate (but it is not mandatory).	Rental operator are required to display a decal or flag identifying their company; they must also purchase and display a commercial trails pass.
Washington	No	No	No	None
Wisconsin	No	No	No	None

IASA Snowmobile Rental Survey

STATE/ PROVINCE	REQUIRES COMMERCIAL SNOWMOBILE GUIDES TO BE CERTIFIED	REQUIRES SPECIFIC EDUCATION OR CERTIFICATION FOR INDIVIDUAL WHO RENT SNOWMOBILES	ALLOWS RENTAL BUSINESSES TO ISSUE TEMPORARY SNOWMOBILE SAFETY	SPECIAL RESTRICTIONS THAT APPLY TO SNOWMOBILE RENTAL OPERATORS OR RENTAL SNOWMOBILES
Wyoming	No	No	No	Rental snowmobiles must display a Commercial snowmobile
Yukon	Yes, must have a Wilderness Tourism License to guide commercial wilderness trips on Yukon land and waters outside national parks.	No	No	The Wilderness Tourism Licensing Act requires an operator, a rental operator or a client renting a vehicle or rental equipment to fill out a rental report and submit it to the registrar by May 31st or October 31st, whichever comes first after the rental.
USFS: Mt. Baker - Snoqualmie NF/Washington	Yes, if guiding on National Forest Lands.	No	No	None
USFS: Bridger - Teton NF/Wyoming	Yes, a Special Use Permit is required to provide services on National Forest System Lands or for a rental operator to deliver rental snowmobiles to NFS trailheads for clients to use for unguided trips.	No	No	None, unless part of Special Use Permit requirements.
USFS: Gifford Pinchot NF/ Washington	Yes, Special Use Permit is required (no new permits are being issued at this time).	No	No	None, unless part of Special Use Permit requirements.
Yellowstone National Park	Yes	No, but it has been considered.	No	* See YNP below.

I A S A S n o w m o b i l e R e n t a l S u r v e y

* YNP: All snowmobiles must be accompanied by a licensed guide and only "Best Available Technology" (BAT) snowmobiles can be operated within the park. Maximum group size is 11 snowmobiles including the guide. Snowmobiles can operate in the park from 7 Am to 9 PM only. The rental company must submit a Certificate of Insurance and Monthly Use Reports. Guides are responsible for the behavior of clients in their party. Rental company employees are required to wear a visible name tag or have their company name embroidered on outerwear identifying the concessionaire and provide friendly, helpful service and be capable and willing to answer questions and provide visitor assistance. Rental companies must provide training and orientation to each employee to their working with the public that includes interpretive skills training, knowledge about park regulations and be familiar with equipment to ensure a safe and enjoyable trip for park visitors. Prior to guiding clients, new guides must accompany an experienced guide into the park on several trips. All snowmobile renters must be given basic instruction on the safe operation of snowmobiles prior to beginning the trip. Emphasis is placed on traffic regulations and the similarity of snowmobiles to automobile. All aspects of the safe operation of a snowmobile must be emphasized in this instruction. Renters must also be given the opportunity to operate a snowmobile or examine one in enough detail to ensure their ability to physically operate the controls. The rental company must also ensure the renter is safely equipped and properly clothed prior to the trip. Renters may not carry alcoholic beverages on day trips and if on an overnight trip the unopened beverage must remain stored in their luggage. Guides and renters must wear helmets. Rental companies must ensure each group carries a basic first aid kit, matches, instant hot packs and a blanket that is more substantial than a foil blanket. All guides must possess at least current first-aid certification or higher and have completed a CPR course. Guides who have been certified in first-aid and CPR during the past 18 months but whose certification has expired may conduct trips for 30 days pending recertification. All snowmobiles must pull over to the far right and park in single file when the group stops along the trail. All snowmobile operators must possess a valid motor vehicle operator's license (no learner's permits allowed) and the license must be carried on the operator's person at all times. Any towed equipment such as trailers and sleds must have a rigid hitch and can be only pulled by the guide's sled. Double riding is only permitted on machines designed for double riding and no triple riding is allowed. Snowmobiles are not allowed to idle for more than one minute when stopped. All guides and renters must have a rearview mirror on their machine or utilize a hand-held or wrist mirror. All guide sleds must have either a bicycle safety flag or a sign in the windshield to identify them. All rental snowmobiles must clearly display the company's logo or name to aid in their easy identification.

Snowmobile Rental Operator Orientation Checklist

EVERY OPERATOR OF A RENTAL SNOWMOBILE SHOULD BE ABLE TO:

1. Know the Snowmobile They Are Renting and Identify Its Key Controls.

- Know the capabilities, characteristics, and limitations of the snowmobile they are renting.
- Identify key snowmobile controls: throttle, brake, lights, kill switch, and hand/thumb warmers.

2. Select and Use Suitable Protective Clothing.

- Understand temperature, precipitation, wind chill, and other factors in clothing selection.
- Understand layering of undergarments for warmth, comfort, and moisture release.
- Select a helmet, suit, and eye protection based on required features and desired characteristics.
- Select mitts/gloves, boots, socks, face mask/baclava, and sunglasses based on current and potential conditions.

3. Know Applicable Rules and Regulations.

- Understand and commit to practice courteous and responsible riding behaviors.
- Possess required operator's license or endorsement, if required.
- Possess required vehicle registration, and/or trail permit.
- Know and understand local rules and regulations pertaining to a snowmobile's operation.

4. Safely Start, Operate, and Control the Snowmobile.

- Conduct a pre-operation check of the vehicle and immediate operation area.
- Safely start, monitor, and shut down the snowmobile's engine.
- Demonstrate ability to control the snowmobile's speed, direction, and braking.
- Demonstrate basic hand signals and compliance with regulatory signage.

5. Maintain, Troubleshoot, and Secure the Snowmobile.

- Perform routine snowmobile maintenance such as gasoline and oil injection replenishment.
- Understand basic troubleshooting such as drive belt and spark plug replacement.
- Understand how to secure the snowmobile by key removal, and proper protocol for parking.

6. Identify and Select Appropriate Snowmobiling Opportunities.

- Know the general extent and nature of area snowmobile trail systems.
- Know the general extent and nature of off-trail or cross-country snowmobile opportunities in the area.
- Understand area closures and restrictions and their purpose.

7. Use Communication and Travel Aids.

- Understand and be able to use maps to assist in effective snowmobile travel.
- Understand directional and informational signage related to snowmobiling.
- Know the availability of weather reports, trail condition reports, information boards, etc.
- Know the importance of leaving anticipated destination and return time information.

8. Understand and Manage Potential Risks and Impacts.

- Understand the risks that may be encountered while operating the snowmobile.
- Understand the available resources and strategies for coping with common risks.
- Know the coverage requirements, and options for, snowmobile damage and personal liability insurance.
- Know the potential environmental impacts of snowmobiling and how to minimize or prevent them.

I HAVE BEEN INSTRUCTED ON AND UNDERSTAND THE RULES AND INFORMATION PROVIDED IN THIS ORIENTATION FOR THE OPERATION OF A RENTAL SNOWMOBILE.

Signature of Snowmobile Renter Date

Signature of Rental Agent/Outfitter Date

**PARENTAL CONSENT, RELEASE AND WAIVER OF LIABILITY,
ASSUMPTION OF RISK, AND INDEMNITY AGREEMENT**

PART I

DESCRIPTION AND LOCATION OF ACTIVITY

In CONSIDERATION of my minor child ("the Minor") being permitted to participate in any way in the ACTIVITY(S) and/or being permitted to enter for any purpose any RESTRICTED AREA(S) (defined to be any area which requires special authorization, credentials or permission to enter or any area to which admission by the general public is restricted or prohibited), I agree:

1. I know the nature of the ACTIVITY(S) and the Minor's experience and capabilities, and believe the Minor to be qualified to participate in the Activity(s). I will inspect the premises, facilities and equipment to be used, or with which the Minor may come in contact. IF I OR THE MINOR BELIEVE ANYTHING IS UNSAFE, I WILL INSTRUCT THE MINOR TO IMMEDIATELY LEAVE THE RESTRICTED AREA AND REFUSE TO PARTICIPATE FURTHER IN THE ACTIVITY(S).

2. I FULLY UNDERSTAND and will instruct the Minor that: (a) THE ACTIVITIES OF THE EVENT(S) ARE VERY DANGEROUS and participation in the Activity(s) and/or entry into Restricted Areas involves RISKS AND DANGERS OF SERIOUS BODILY INJURY, INCLUDING PERMANENT DISABILITY, PARALYSIS AND DEATH ('RISK'); (b) these Risks and dangers may be caused by the Minor's own actions, or inactions, the actions or inactions of others participating in the Event(s), the rules of the Activity(s), the condition and layout of the premises and equipment, or THE NEGLIGENCE OF THE 'RELEASEES' NAMES BELOW; (c) there may be OTHER RISKS NOT KNOWN TO ME or that are not readily foreseeable at this time; (d) THE SOCIAL AND ECONOMIC LOSSES and/or damages that could result from those Risks(s) COULD BE SEVERE AND COULD PERMANENTLY CHANGE THE MINOR'S FUTURE.

3. I consent to the Minor's participation in the Activity(s) and/or entry into restricted areas and HEREBY ACCEPT AND ASSUME ALL SUCH RISKS, KNOWN AND UNKNOWN, AND ASSUME ALL RESPONSIBILITY FOR THE LOSSES, COSTS AND/OR DAMAGES FOLLOWING SUCH INJURY, DISABILITY, PARALYSIS OR DEATH, EVEN IF CAUSED, IN WHOLE OR IN PART, BY THE NEGLIGENCE OF THE 'RELEASEES' NAMED BELOW.

4. I HEREBY RELEASE, DISCHARGE AND COVENANT NOT TO SUE the promoters, participants, associations, sanctioning organizations or any subdivision thereof, business operators, business owners, officials, rescue personnel, any persons in any Restricted Area, promoters, sponsors, advertisers, owners and lessees of premises used to conduct the Activity(s), premises or event inspectors, surveyors, underwriters, consultants and other persons or entities who give recommendations, directions, or instructions or engage in risk evaluation or loss control activities regarding the premises or Activity(s) and each of them, their directors, officers, agents, and employees, all for the purposes herein referred to as 'RELEASEES,' FROM ALL LIABILITY TO ME, THE MINOR, my and the minor's personal representatives, assigns, heirs, and next of kin, FOR ANY AND ALL CLAIMS, DEMANDS, LOSSES, OR DAMAGES ON ACCOUNT OF ANY INJURY, including, but not limited to, death or damage to property, CAUSED OR ALLEGED TO BE CAUSED, IN WHOLE OR IN PART, BY THE NEGLIGENCE OF THE 'RELEASEES' OR OTHERWISE.

5. If, despite this release, I the Minor, or anyone on the Minor's behalf, makes a claim against any of the 'RELEASEES' named above, I AGREE TO INDEMNIFY AND SAVE AND HOLD HARMLESS THE RELEASEES and each of them from ANY LITIGATION EXPENSES, ATTORNEY FEES, LOSS, LIABILITY, DAMAGE, OR COST THEY MAY INCUR DUE TO THE CLAIM MADE AGAINST ANY OF THE 'RELEASEES' NAMED ABOVE, WHETHER THE CLAIM IS BASED ON THE NEGLIGENCE OF THE RELEASEES OR OTHERWISE.

6. I sign this agreement on my own behalf and on behalf on the minor.

I HAVE READ THIS PARENTAL CONSENT, RELEASE AND WAIVER OF LIABILITY, ASSUMPTION OF RISK, AND INDEMNITY AGREEMENT, UNDERSTAND THAT BY SIGNING IT I GIVE UP SUBSTANTIAL RIGHTS I AND/OR THE MINOR WOULD OTHERWISE HAVE TO RECOVER DAMAGE FOR LOSSES OCCASIONED BY THE RELEASEES' FAULT, AND SIGN IT VOLUNTARILY AND WITHOUT INDUCEMENT.

SIGNATURE OF PARENT OR GUARDIAN

PRINTED NAME OF PARENT OR GUARDIAN

DATE

SIGNATURE OR WITNESS

PRINTED NAME OF WITNESS

NAME and AGE of MINOR PARTICIPANT

**MINOR'S ASSUMPTION OF RISK AND RELEASE
AND WAIVER OF LIABILITY**

DESCRIPTION AND LOCATION OF ACTIVITY

PART II

I have obtained my parent's consent, to participate in the above activity(s). I understand that I am assuming all of the risks if I get hurt during the activity(s), and I state the following:

A. My parent(s) and I believe I am qualified to participate in the activity(s). I will inspect the premises and equipment and if, at any time, I feel anything to be unsafe, I will immediately leave and refuse to participate further in the activity(s).

B. I understand that the ACTIVITIES OF THE EVENT ARE VERY DANGEROUS and INVOLVE RISKS AND DANGERS OF MY BEING SERIOUSLY INJURED OR HURT, MY BEING PARALYZED OR KILLED.

C. I know that these Risks and dangers may be caused by my own actions or inactions, the actions or inactions of others participating in the activity(s), the rules of the activity(s), the condition and layout of the premises and equipment, or the negligence of others, including those persons responsible for conducting the activity(s).

D. I hereby assume all such risks, even if the risks are created by the **NEGLIGENCE** of the promoters, participants, associations, sanctioning organizations, or any or its subdivision, business operators, business owners, officials, and lessees of premises used to conduct the activities, premises or even inspectors, surveyors, underwriters, consultants, and any other persons or entity who gives recommendations, directions, or instructions, or engages in risk evaluation, loss control activities or sales regarding the premises or activities, and each of the, their officers and employees, all of which are referred to as 'Releasees'

E. I hereby release, waive, covenant not to sue, and discharge, all of the Releasees from all liability to me, my personal representative, assigns, heirs, and next of kin, for any and all loss or damage and any claim or any demand on account of any injury to me including, but not limited to , my death, whether caused by the **negligence** of the Releasees or otherwise.

**I HAVE READ THE ABOVE ASSUMPTION OF RISK AND RELEASE AND WAIVER OF LIABILITY,
UNDERSTAND WHAT I HAVE READ, AND SIGN IT VOLUNTARILY.**

SIGNATURE OF MINOR PARTICIPANT

DATE

PRINTED NAME OF MINOR PARTICIPANT

DOB AND AGE

WITNESS

PRINTED NAME OF WITNESS

Sample Rental Waiver Form

I, _____ do hereby affirm and acknowledge that I have been fully informed of the inherent hazards and risks associated with snowmobile rental activities. I fully understand that these risks can lead to severe injury and even loss of life. I understand that snowmobile operations may be conducted at a site that is remote from competent medical assistance; nevertheless, I choose to proceed even in the absence of competent medical assistance. Additionally, I understand that there are also risks associated with snowmobile usage, including, but not limited to the possible injury or loss of life as a result of a snowmobile accident. Despite the potential hazards and dangers associated with the activity of snowmobile riding, I wish to proceed and I freely accept and expressly assume all risk, dangers and hazards that may arise from snowmobile activities which could result in personal injury, loss of life, and property damage to me.

RELEASE OF LIABILITY, WAIVER OF CLAIMS AND INDEMNITY AGREEMENT

In consideration of being allowed to participate in snowmobile rental activities, as well as the use of any of the facilities and the use of the equipment of the below listed releasees, I hereby agree as follows:

1. TO WAIVE AND RELEASE ANY AND ALL CLAIMS based upon negligence, active or passive with exception of intentional, wanton or willful misconduct that I may have in the future against any of the following named persons or entities (hereafter referred to as Releasees): _____

Snowmobile Rental/Outfitter Business: _____

(Instructor/s): _____

(Facility/ies): _____

(Others): _____

2. To release the releasees, their officers, directors, employees, representatives, agents and volunteers, from liability and responsibility, whatsoever, for any claims or causes of action that I, my estate, heirs, executors, or assigns may have for personal injury, property damage or wrongful death arising from snowmobile rental/outfitter activities whether caused by active or passive negligence of the releasees or otherwise. By executing this document, I agree to hold the releasees harmless for any injury or loss of life that may occur to me during snowmobile rental/outfitter activities and/or instruction.

3. By entering into this agreement, I am not relying on any oral or written representation or statements made by the releasees, other than what is set forth in this agreement.

4. If any provision of this release is found to be unenforceable or invalid, that provision shall be severed from this contract. The remainder of this contract will then be construed as though the unenforceable provision had never been contained in this document. I hereby declare that I am of legal age and am competent to sign this Agreement or, if not, that my parent or legal guardian shall sign on my behalf, and that my parent or legal guardian is in complete understanding and concurrence with this agreement.

I HAVE READ THIS AGREEMENT, I UNDERSTAND IT, I AGREE TO BE BOUND BY IT.








Signature Of Participant _____ Date _____

Witness (Name) _____ Signature _____

Signature Of Parent Or Guardian If Participant Is A Minor, and by their signature they, on my behalf release all claims that both they and I have.

Signature of Parent or Guardian _____ Date _____

KNOW & USE HAND SIGNALS

PURPOSE OF COMMUNICATION		SUBJECT EXPERTISE
Right Turn		Left arm raised at shoulder height, elbow bent, and forearm vertical with palm of hand flat.
Left Turn		Left arm extended straight out from shoulder and pointing in the direction of the turn.
Stop		Arm raised from the shoulder and extended up over the head with palm of hand flat.
Slowing		Left arm extended out and down from the side of the body with a downward flapping motion of hand to signal warning or caution.
Oncoming Sleds		Left arm raised at shoulder height, elbow bent and forearm vertical, wrist bent, move arm from left to right over head, pointing to right side of trail.
Sleds Following		Arm raised, elbow bent with thumb pointing backward in hitch-hiking motion move arm forward to backward over your shoulder.
Last Sled in Line		Left arm raised at shoulder height, elbow bent and forearm vertical with hand clenched in a fist.



Sledder's Pledge

1. I will never drink and drive a snowmobile.
2. I will drive within the limits of my machine and my own abilities.
3. I will obey the rules and laws of the state or province I am visiting.
4. I will be careful when crossing roads, and always cross at a right angle to traffic.
5. I will keep my machine in top shape and follow a pre-op check before each ride.
6. I will wear appropriate clothing, including gloves, boots, and eye protection.
7. I will let family or friends know my planned route, my destination, and my expected arrival time.
8. I will treat the outdoors with respect. I will not litter or damage trees and other vegetation.
9. I will respect other peoples' property and rights, and lend a hand when I see someone in need.
10. I will not snowmobile where prohibited.



SNOWMOBILER'S CODE OF ETHICS

A snowmobiler will...

1. Be a good sports enthusiast and recognize that people judge all snowmobilers by your actions. A snowmobiler will use their influence with other riders and owners to promote fair conduct.
2. Not litter trails or trailheads. Nor will they pollute streams or lakes by their actions.
3. Not damage living trees, shrubs, or other natural features. They will go only where there is sufficient snow cover so as to not damage the land.
4. Will respect public and private landowners' property and rights.
5. Will lend a helping hand when they see someone in distress.
6. Will make themselves and their vehicle available to assist search and rescue efforts.
7. Will not interfere with or harass other trail users, other snowmobilers or other winter sports enthusiasts. They will respect the rights of other trail users to enjoy the winter recreational opportunities.
8. Will know and obey all federal, state, provincial, and local rules regulating the use of snowmobiles.
9. Will not harass wildlife and will avoid areas posted for the protection or feeding of wildlife.
10. Will stay on marked trails when operating in areas where snowmobile use is restricted to trails. Will obey all traffic laws when operating upon plowed roadways designated As open to snowmobiling.



SNOWMOBILING DO'S & DON'TS

SNOWMOBILING DO'S

- ◆ Know the local hazards and forecasted weather conditions.
- ◆ Understand the importance of protective equipment and proper clothing while riding a snowmobile.
- ◆ Be alert and constantly scan the trail or riding area for other snowmobiles, trail users, and hazards.
- ◆ Ride defensively, be courteous, and use common sense.
- ◆ Follow the rules of the road and abide by all trail signs.
- ◆ Steer clear of restricted areas and respect environmentally sensitive areas.
- ◆ Know the operational characteristics of the snowmobile, along with its capacities and limitations: vehicle's range based upon normal fuel capacity and consumption, stopping ability/distance, maneuverability/steering capability, ability in deep snow, ability on steep side slopes, etc.
- ◆ Respect the rights of all other winter recreationists.
- ◆ Obey posted speed limits.
- ◆ Know the assumed risks and potential consequences of careless or reckless behavior while riding a snowmobile, including the potential for fines or injury.

SNOWMOBILING DON'TS

- ◆ Do not operate at high speeds, especially when near houses, buildings, livestock, wildlife, trailheads, or other recreationists.
- ◆ Do not use alcohol or drugs.
- ◆ Do not engage in reckless, careless, or inappropriate behavior.
- ◆ Do not overload a snowmobile or ride double unless the snowmobile is designed for 2 passengers.
- ◆ Do not get too close to other snowmobiles or other recreationists.
- ◆ Do not operate the snowmobile in areas with limited snow cover or on bare ground.
- ◆ Do not disturb wildlife or livestock.
- ◆ Do not ignore sudden changes in weather conditions.
- ◆ Do not disobey local, state/provincial, or federal snowmobile rules, regulations, and policies.
- ◆ Do not allow the snowmobile rental unit to be operated by anyone who has not completed the required rental orientation, training, and rental agreement documentation.
- ◆ Do not disobey rental company guidelines, instructions, or policies.